


Reporting a Lindner Professional Experience on HireUC

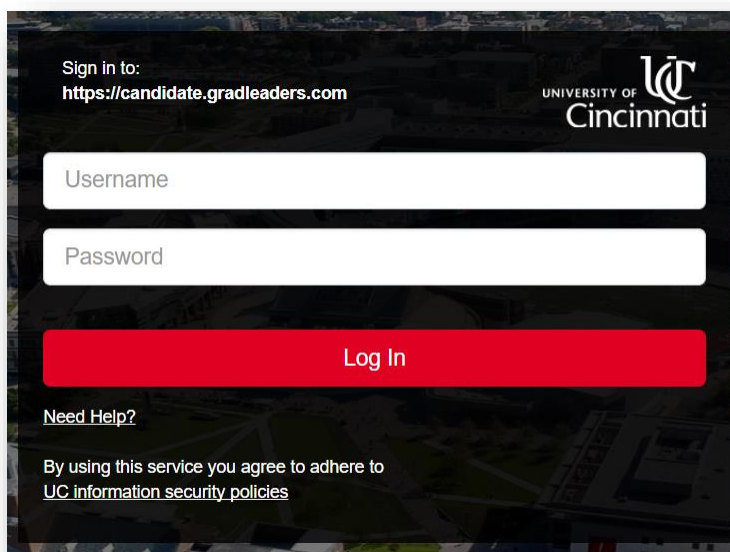
Step 1

Go to www.HireUC.com and click Student Login.



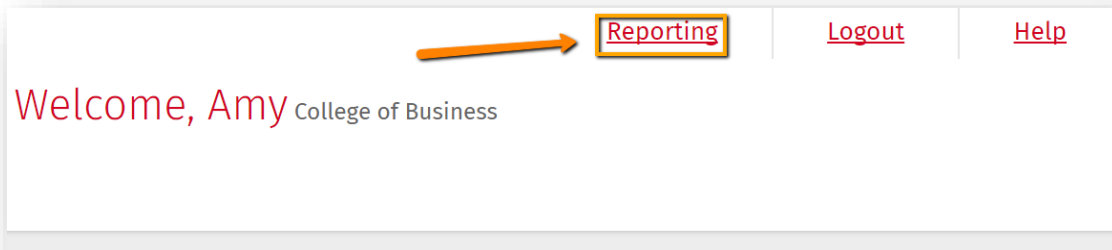
Step 2

Log in using your 6+2 and central UC password.

A screenshot of the University of Cincinnati login page. The page has a dark background with a cityscape image. At the top left, it says "Sign in to: <https://candidate.gradleaders.com>". At the top right is the University of Cincinnati logo. Below the logo are two white input fields: "Username" and "Password". Below the input fields is a red "Log In" button. At the bottom left, there is a link "Need Help?". At the bottom center, there is a line of text: "By using this service you agree to adhere to [UC information security policies](#)".

Step 3

Click on “Reporting” on the top right side of the page.



Step 4

Click the circle next to “Report Offer” and then click “Save & Continue.”

Please tell us about your job search.

Job Reporting Status - Candidate

REPORT OFFER

[Save & Continue](#) [Cancel](#)

Step 5

Select “Intern” (even if your role is considered a co-op), and then click “Save & Continue.”

Select Offer Type

Select Intern for Co-op/Internship/Part-time Employment.

INTERN
 FULL-TIME

[Save & Continue](#) [Cancel](#)

Step 6

Search for the name of the company you will be working for. Once you find the company's name, select the circle next to the company's name and click "Select/Continue." If the company is not in the system, select "Not Found – Enter Organization Name."

Select Your Company:
Enter your company name in the field below and click on [Find Company].

- If your company is already listed please click [Select / Continue].
- If your company name is not listed, click on [Add Company].

Deloitte Find

STARTS WITH CONTAINS

DELOITTE & TOUCHE USA LLP
Industry: Accounting

Select / Continue Not Found - Enter Organization Name Cancel

Step 7

Fill in all required information (indicated with a red asterisk). Note, you must provide a description of the work you will be doing. This can either be directly copied/pasted from the original posting or be a few statements (in your own words) describing what you will be doing. Once you have filled in all necessary information, select "Save & Continue."

SUPERVISOR EMAIL *
supervisor@deloitte.com

COMPANY WEBSITE *
deloitte.com

CREATED DATE

CREATED BY

JOB OFFER UPDATED BY

JOB OFFER UPDATED DATE

Save & Continue Cancel